


Going to Pieces

LAND O'LAKES QUILT GUILD

Established 1985



President's Message

BY MARIA HALL

Hello ladies and gents. I apologize for my extended absence. Honestly, I wasn't quite sure what to do with respect to the guild. I figured I should continue a newsletter and zoom meetings, but I didn't initiate any action to make that occur. So, the action you see is at the behest of other board and volunteer members, egging me on to do what seems to be the right thing. And finally, I've executed.

I miss the guild. I miss meetings where we meet and greet new and old friends. We hash out details of whatever and we make plans for what's next. That's been replaced by the occasional (my fault for the inconsistency) zoom meetings in an effort to have some normalcy.

So I am here to say, we have some plans. And I will let others speak to that; they can tell you with accuracy what is what.

Know that we're still here. We're here in email form, on FB in a few different modes, and in messaging.

Please just know - your guild is staying strong. We've discussed things like keeping dues from this year to apply to next and printing a new membership directory next year. So just do your best to keep in touch. We are here for you. We might be quiet, as I think most of us are at some point or another, but we're still here. For you.

I'm looking forward to hugging each and every one of you.



This Month's Issue:

- *President's Message**
- *Community Service Update**
- *Community Service Quilt Photos**
- *August's Zoom Meeting**
- *Why I Quilt**
- *Facebook Private Group**

Community Service Update

Busy Hands Are Happy Hands

by Liz Moyer

“Busy hands are happy hands” is what my mother used to always tell me, or the corollary, “Idle hands are the Devil’s workplace.” In today’s world, I think the Devil is depression, boredom and a sense of isolation. There is nothing like sewing for others to change those idle hands into happy hands!

Community Service in the Land o’ Lakes Quilt Guild is here to help! And more importantly you have already helped so many this year. So far, we have delivered 70 quilts and 20 pillowcases to Rainbow Room! Just look at some of the beauty and love we have shared. I am sorry I didn’t get pictures of the first delivery – I just didn’t think about it.



We also have 242 placemats all ready for delivery to Meals on Wheels! We are just waiting for them to move into their new digs when the Lewisville Community Center is completed this fall. They are anxious to get all the placemats they can, so don't stop now!

How can you get in on some of this good karma? It's easy! We have a contactless service process working very well right from my front porch; if you don't want to get out, I even deliver! Just email me at lizmoyer@live.com. I will be happy to put out the crates for dropping off or picking up. I am also happy to deliver, and if you need thread, milk, bread or whatever, just let me know, and I'll grab that on the way!

We have:

- many tops that need the backs made all kitted up with great backings for you;
- several collections of coordinated fabrics already bagged for you to grab for placemats, quilts, pillowcases or whatever strikes your fancy;
- patterns, buttons and fabrics for scrub caps – yes, there is still a big need;
- lots of Christmas fabric and stocking patterns – Yes, it's that time again!
- small quilts that need to be quilted - your chance to hone your home quilting skills;
- large quilts that need quilting;
- quilts that need binding – most have the binding already made, all have the fabric for it included;
- if you are working on a project and need just a little of a particular color fabric (except purple – we are out of purple), let me know and I'll search our stash, send you pictures, and hopefully, we can get you sewing again pretty quickly.

Please give me a day or two's notice so I can make sure we have what you need.

Please deliver scrub caps to Quilt Country for Patsy Scott or directly to Patsy's house at:
1606 Crosshaven Drive
Lewisville, TX 75077

Sometime, when it is cooler, hopefully September, we plan to have a free table extravaganza on my front lawn. Watch your emails for details, but we will need to borrow some folding tables, so if you have one or more to share for a couple of days, please let me know.

Let's all give a big thank you to the Old Craft Store for the donation of their samples late last year. All of those have been made into quilts or table toppers and will be finding new homes.

And another big thank you to Connie Keller and the APQS Studio for helping her students quilt our donation quilts. We never would have made it without their help. Next time you are in Quilt Country, stop in and tell Connie "Thank you" for all of us.

So, you see, we are all part of a larger community of sewers, supporting our community as a whole. The Quilt Guild is here to help you help others, so just let us know how we can best do that.

Contact me at:

lizmoyer@live.com

214-598-8165

2201 Morriss Court, Flower Mound


More Community Quilts














August's Virtual Meeting



Join us for our August meeting, Monday August 10, 2020 on the Zoom Video meeting platform starting at 6:30. You'll need to log into the meeting on your phone, computer or tablet in order to get the full view of what's going on. If you don't want to log in, you can alternatively call in and listen to our getting together without getting together meeting.

You'll receive our meeting details soon via email that will have the log in information for the Zoom meeting.

Ready Set Quilt
INNOVA Longarm Dealer

1 Year Anniversary Sale
20% off Edge to Edge Quilting with \$50 minimum
15% off In Stock Shannon Cuddle Fabric

1609 West Hebron Parkway Suite 118—Carrollton Texas 75010
ReadySetQuilt.net FB: Ready Set Quilt Email: ReadySetQuiltLLC@Gmail.com
Phone: 469-381-7177
Hours: Monday to Friday 10am to 5pm
Weekends and Holidays by Appointment

Why I Quilt

By Cherry Freudiger

I never knew my maternal grandmother. I do not have a name I used to call her. To her family she was Sis, on her death certificate she was Beula Vernon Freudiger, nee Rutledge. The only time I saw her was at her funeral when I had just turned six – exactly 60 years ago. But I did know her quilts. We only received two after her passing One was on my parent's bed at least until I was 11 and the other was a trusted companion for every family picnic.

I remember laying on my parent's bed, studying the hand quilting and hand piecing of this double wedding ring quilt. I tried to imagine the woman whose hands hand made it and imagine the clothing the scraps were taken from. At the time I did not look for design elements, use of color, precision of piecing. It was not important to me if her binding was doubled and biased, or if her hand quilting was not precise. What mattered is that through her quilt, I could imagine a loving grandma who was always protecting me.





Now that I look at the picnic quilt, I see the wonkiness of the design and piecing. Until I pulled it out of her cedar chest (now my cedar chest) and put it up on my design wall to take these pictures I had no idea of the quirky way she pieced the design. Was this her first quilt and the double wedding ring her last? There is no one around anymore who can tell me. The backing of this quilt appears to be from flour sacks that include the name "Wichita Mill & Elevator Company, Wichita Falls, Texas." And though this quilt too is hand pieced and hand quilted, the backing has been put together using a sewing machine.

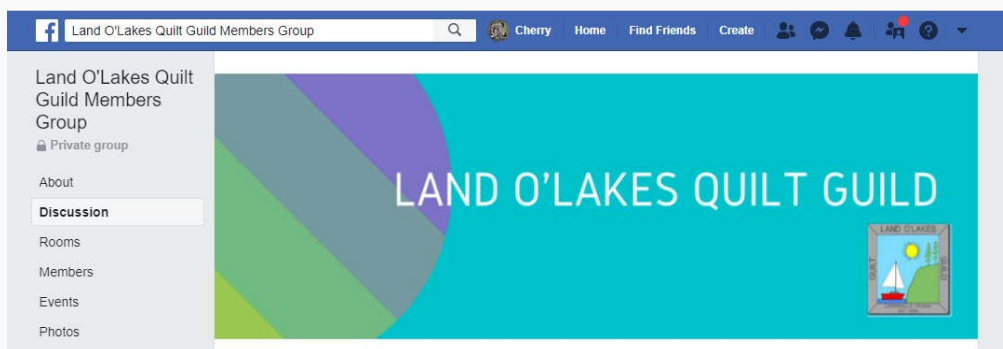




So, why do I quilt? I quilt to honor the grandmother I never got to meet in person, but felt loved by nonetheless because I could wrap myself into the hugs she left for us to help remember her.



Facebook Private Group



We have started a private group on Facebook. This means whatever you post will only be visible to other group members, keeping your privacy secure. If you have not yet become a member of this by-invitation-only group, please contact our Facebook Coordinator- Nancy Gaudette at threads1337@gmail.com and she will send you the necessary link to get you started.